

NATIONAL OPEN HORSE SHOW ASSOCIATION

# World Championship Show

---

2023

---

# PATTERNS

---

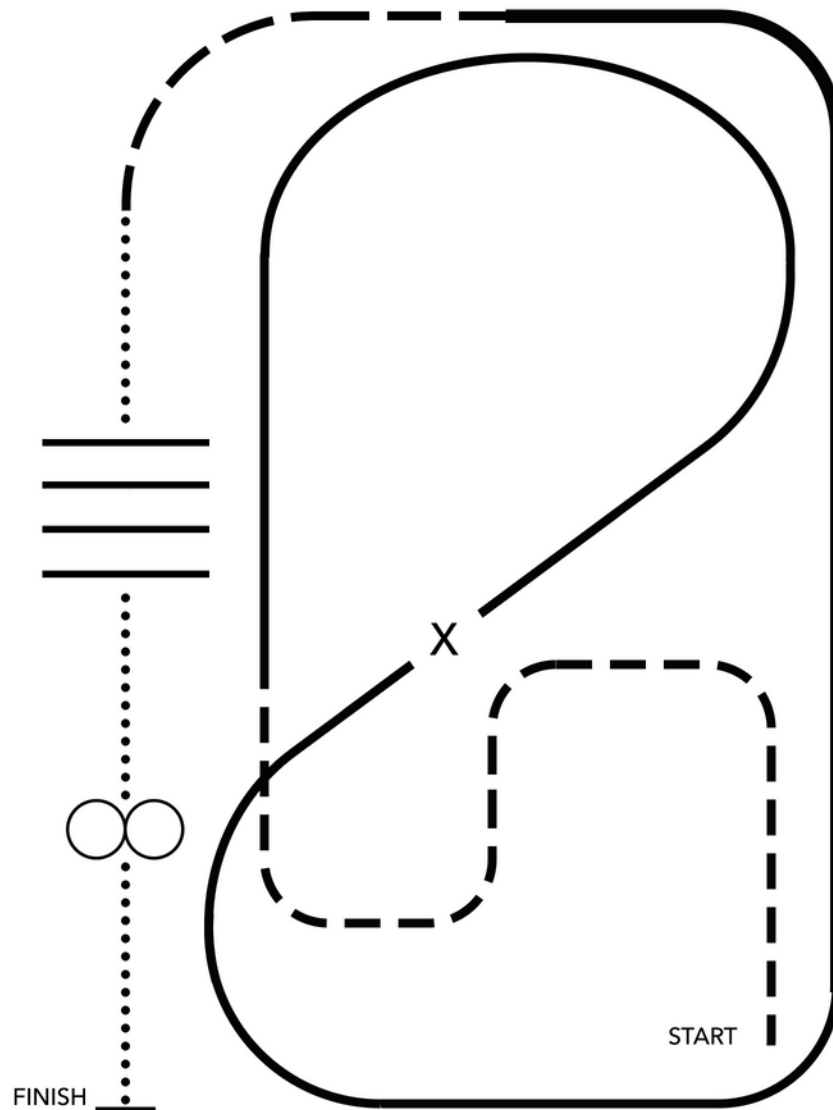


# Ranch Riding

105 - Ranch Riding 19 & Over

106 - Youth Ranch Riding 18 & Under

107 - Open \$250 Ranch Riding



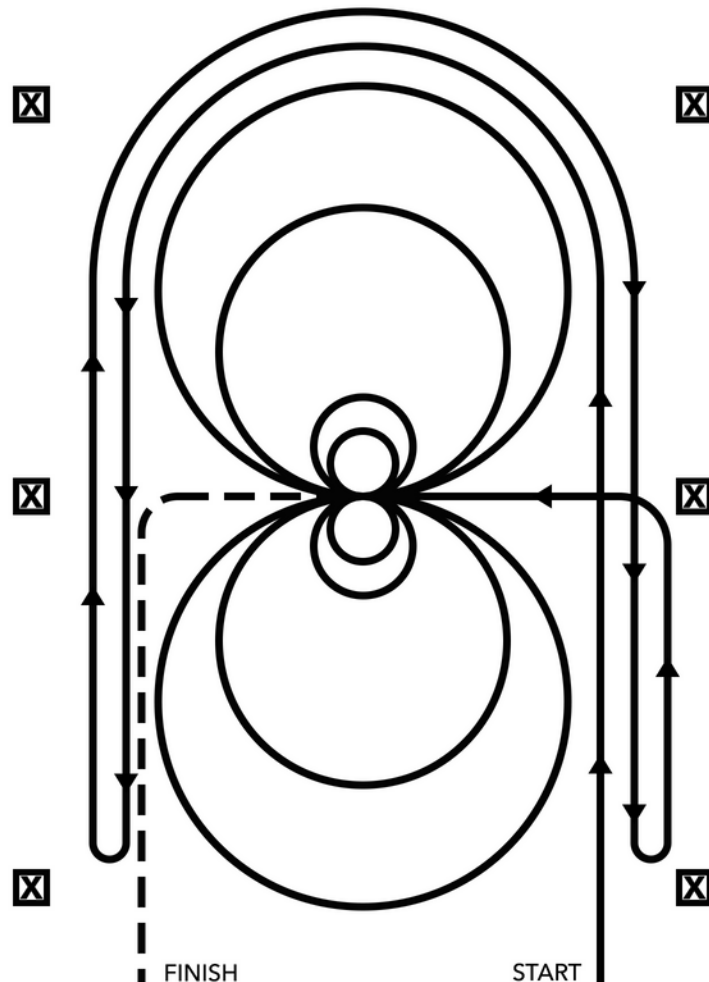
1. Trot serpentine
2. Lope right lead around corner, as shown
3. Change leads, simple or flying
4. Lope left lead around corner, as shown
5. Extend lope
6. Extended trot around end
7. Break to a walk
8. Walk over poles
9. Turn 360° to the left
10. Turn 360° to the right
11. Walk, stop



# Ranch Reining

101 - Ranch Reining 19 & Over

102 - Youth Ranch Reining 18 & Under



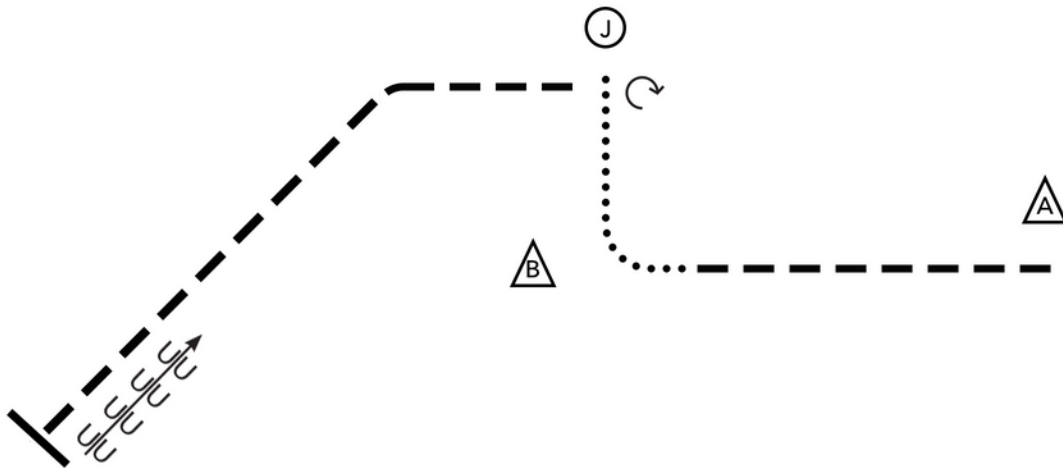
1. Beginning on the left lead, lope straight up the right side of the arena, circle the top end of the arena, and run straight down the opposite or left side of the arena past the center marker and rollback right.
2. Continue straight up the left side of the arena, circle back around the top of the arena, and run straight down the right side of the arena past the center marker and rollback left.
3. Continue up the right side of the arena to the center marker. At the center marker, the horse should be on the left lead. Guide the horse to the center of the arena on the left lead and complete two circles to the left: the first circle large and fast; the second circle small and slow. Stop in the center of the arena.
4. Complete two spins to the left. Hesitate.
5. Complete two circles to the right: the first circle large and fast; the second circle small and slow. Stop in the center of the arena.
6. Complete two spins to the right. Hesitate.
7. Back 8-10 feet, then exit arena at a trot.





# Showmanship

118 - Small Fry Showmanship 11 & Under  
121 - EWD Showmanship



---

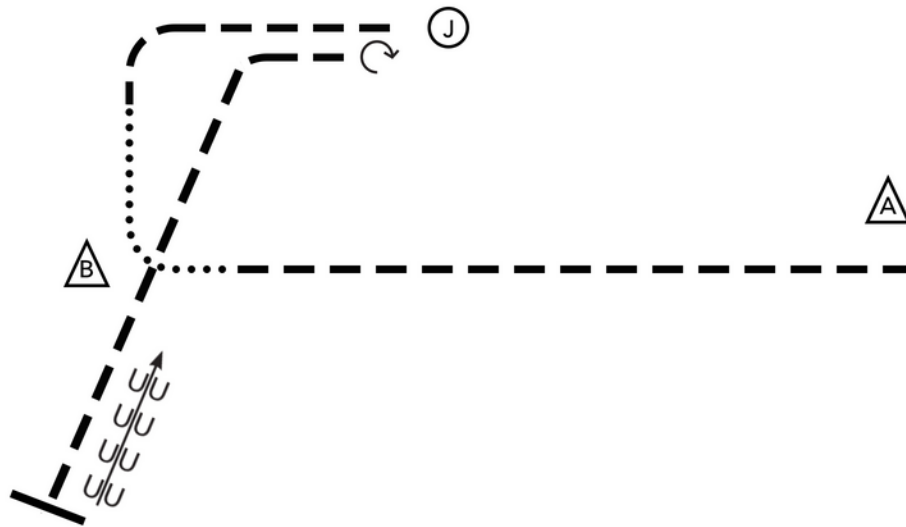
*Be ready at A*

1. Trot towards B
2. Walk square corner, walk to judge
3. Stop and set up
4. Inspection
5. Perform a 270° turn
6. Trot diagonal line as shown
7. Stop
8. Back one horse length, exit



# Showmanship

119 - Youth Showmanship 13 & Under  
123 - Showmanship 50 & Over



---

*Be ready at A*

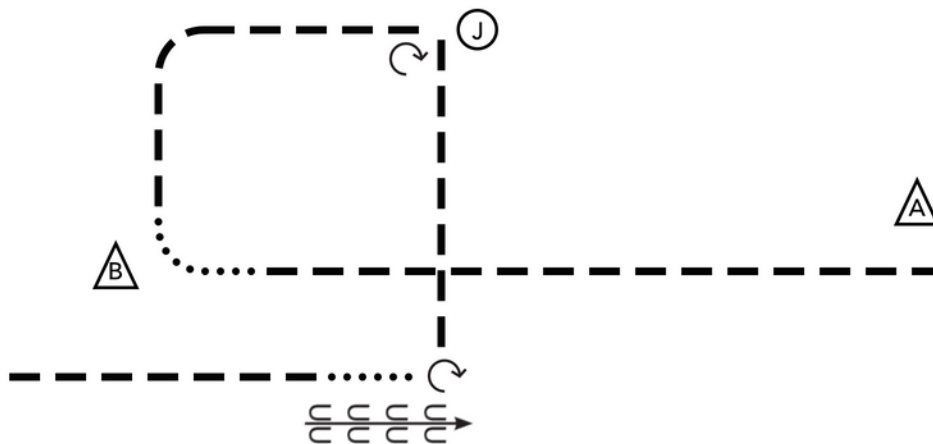
1. Trot to B
2. Walk square corner, walk
3. Trot square corner to judge
4. Stop, set up
5. Inspection
6. Perform a 180° turn
7. Trot diagonal line, as shown
6. Stop, back one horse length



# Showmanship

120 - Youth Showmanship 14 - 18

122 - Showmanship 19 - 49



---

*Be ready at A*

1. Trot to B
2. Walk, square corner
3. Trot square corner to judge
4. Stop, set up
5. Inspection
6. Perform a 45° turn
7. Trot past B
8. Stop, perform a 90° turn
9. Walk one horse length, stop, back one horse length
10. Trot to exit

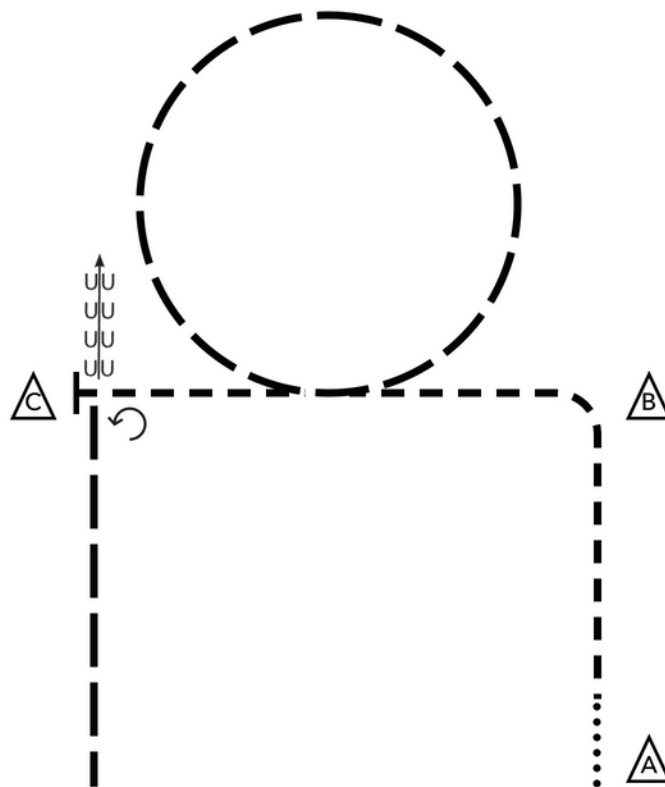


# Horsemanship

311 - All Age Walk Jog Horsemanship

312 - Small Fry Horsemanship 11 & Under

315 - EWD Walk Jog Horsemanship Independent



---

*Be ready at A*

1. Walk 5 steps
2. Jog to B, square corner
3. At center, extend jog large circle to the right
4. At close of circle, collect to a jog
5. Jog to C
6. Stop, perform a 90° turn left
7. Back 5 steps
8. Extend jog to exit





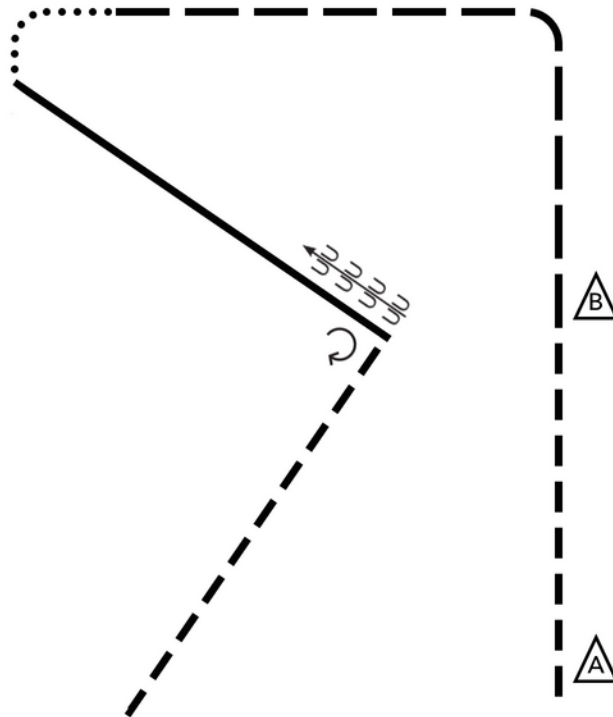
# Horsemanship

313 - Youth Horsemanship 13 & Under

317 - Horsemanship 50 & Over

318 - Open \$250 Added Bareback Horsemanship

319 - Pony Horsemanship 18 & Under



---

*Be ready at A*

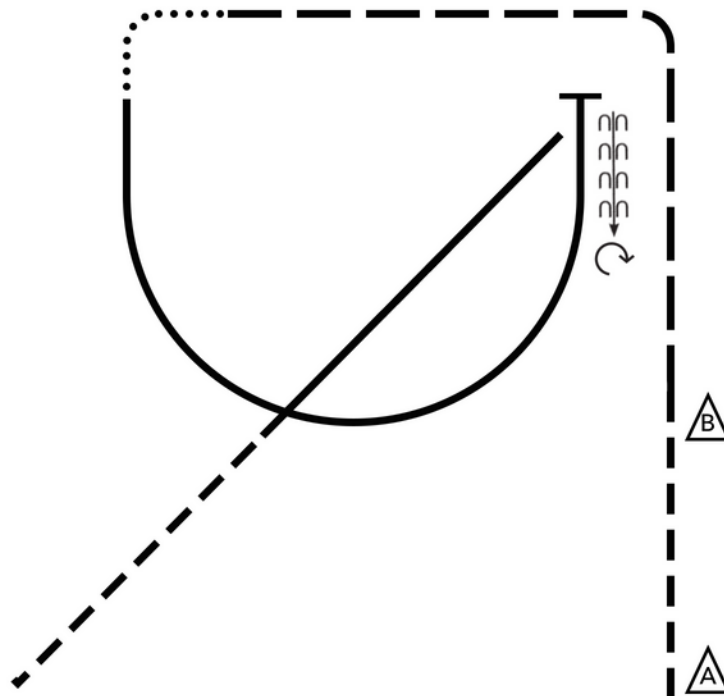
1. Jog to B
2. At B, extend jog and jog square corner as shown
3. Walk, square corner
4. Lope left lead, diagonal line as shown
5. Stop, back 5 steps
6. Perform a 90° turn right
7. Jog diagonal line to exit



# Horsemanship

314 - Youth Horsemanship 14 - 18

316 - Horsemanship 19 - 49



---

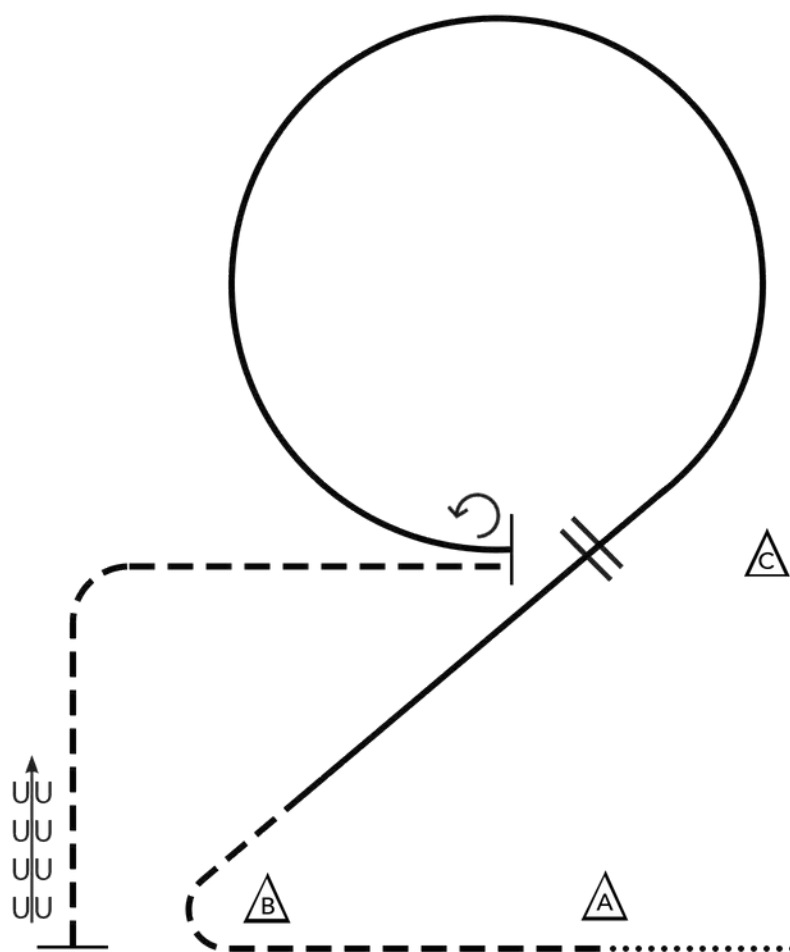
*Be ready at A*

1. Jog to B
2. At B, extend jog and jog square corner as shown
3. Walk, square corner
4. Lope left lead arc as shown
5. Stop, back 5 steps
6. Perform a 225° turn right
7. Right lead lope, diagonal line as shown
8. At center, jog diagonal line to exit

# CINCH<sup>®</sup>

## MEDAL HORSEMANSHIP

2023 Finals Pattern



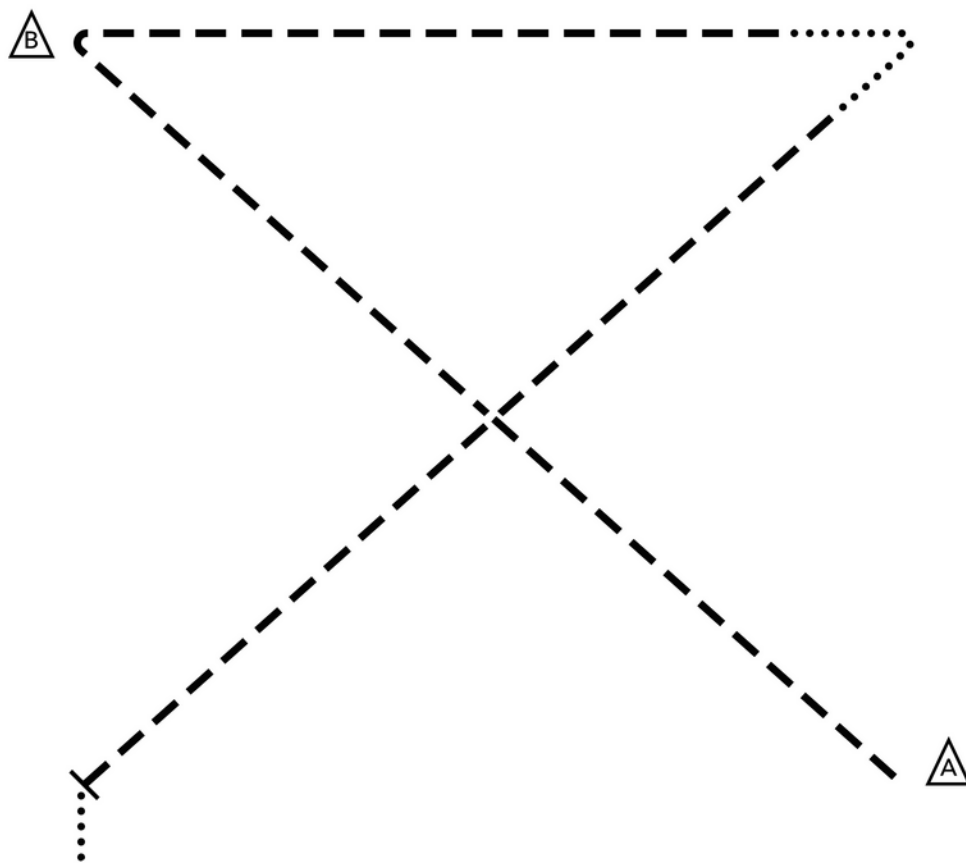
- 
1. Walk to A
  2. At A, jog around B and lope off on the right lead
  3. Perform a simple lead change at C
  4. Lope a left lead circle as drawn and stop even with C
  5. Perform a 180° left turn and jog a square corner
  6. At B, stop and back 5 steps



# English Equitation

220 - All Age Walk Trot English Equitation

221 - Small Fry English Equitation 11 & Under



- 
1. Start at A, trot to B on left diagonal
  2. At B, trot corner, then pick up two-point position
  3. Continue trotting in two-point position until even with A
  4. When even with A, walk, walk corner as shown
  5. Sitting trot to center
  6. At center, posting trot right diagonal
  7. Stop, hesitate, exit at walk

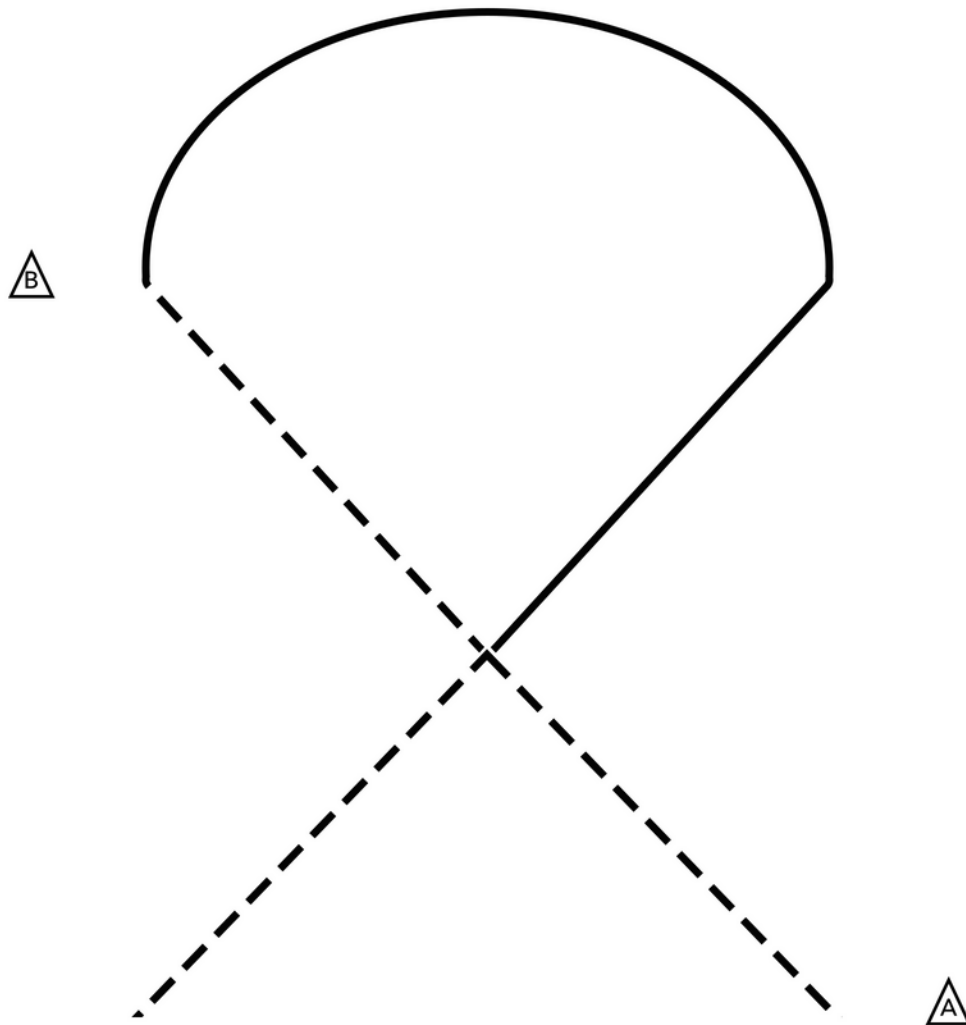


# English Equitation

222 - Youth English Equitation 13 & Under

225 - English Equitation 50 & Over

226 - Pony English Equitation 18 & Under



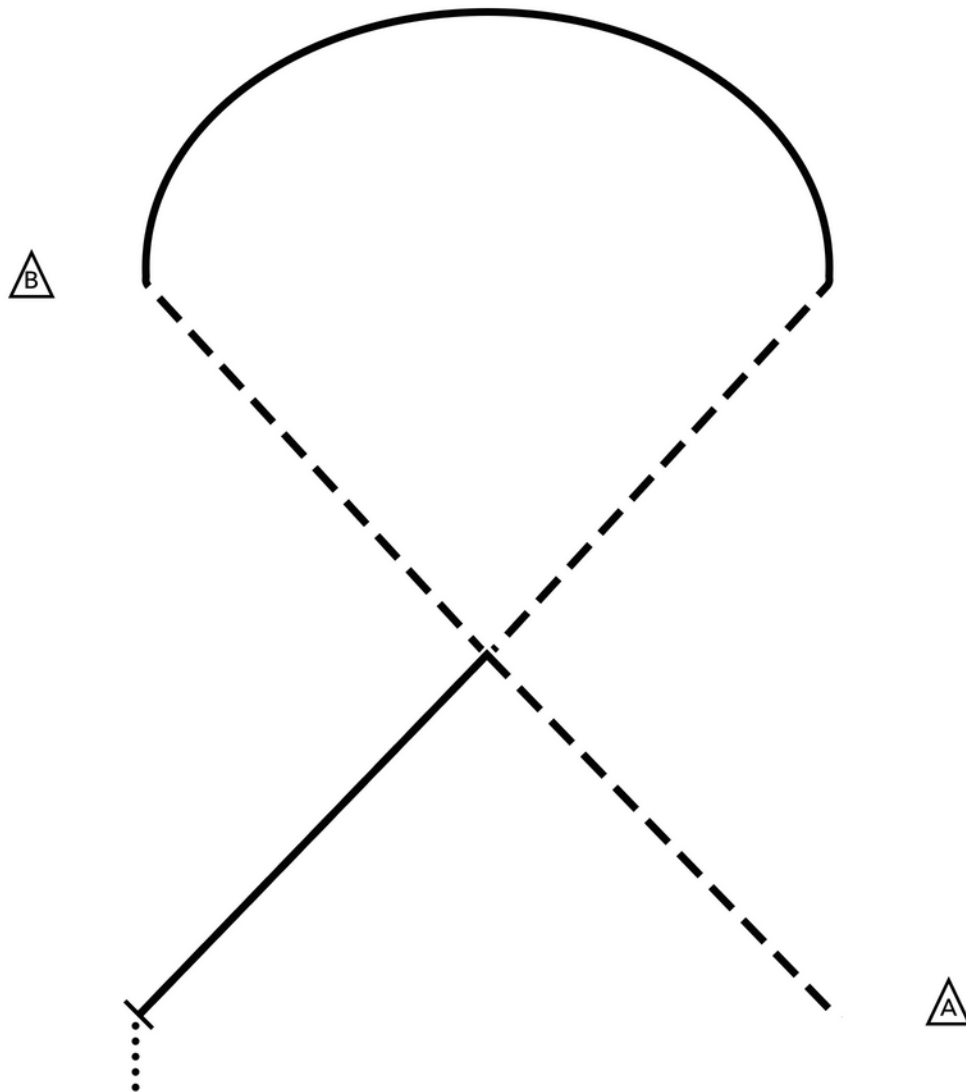
- 
1. Start at A
  2. Trot halfway to B on left diagonal
  3. At center, pick up two-point position to B
  4. At B, canter right lead arc as shown
  5. Continue on right lead, diagonal line to center
  6. At center, stop, hesitate
  7. Trot right diagonal, diagonal line to exit



# English Equitation

223 - Youth English Equitation 14 - 18

224 - English Equitation 19 - 49

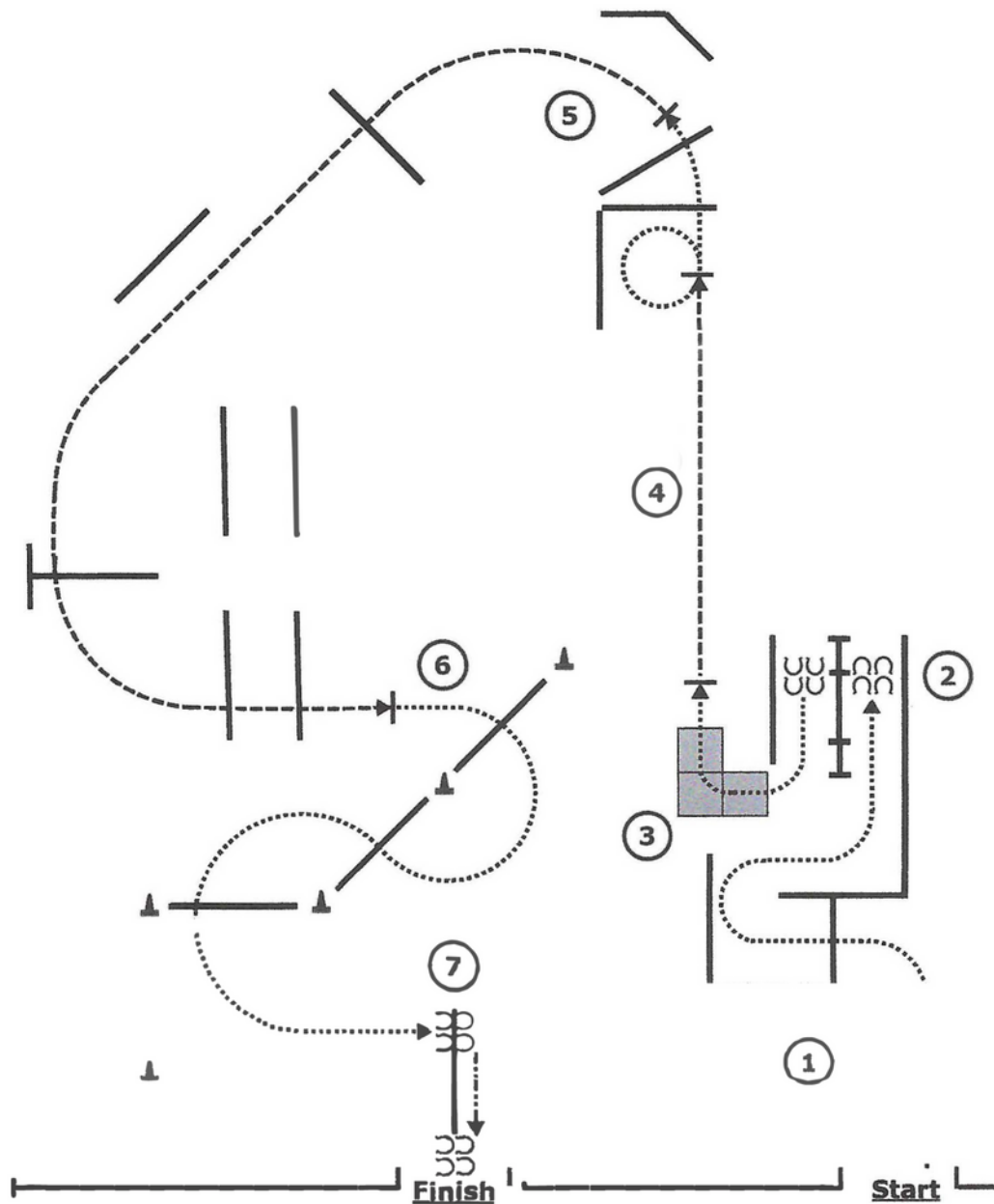


- 
1. Start at A
  2. Trot halfway to B on left diagonal
  3. At center, pick up two-point position to B
  4. At B, canter right lead arc as shown
  5. At close of arc, break to trot right diagonal
  6. At center, left lead canter until even with A
  7. Stop, hesitate, exit at walk



# Trail

201 - 1-2 Year Old In-Hand Trail



1. Walk over pole up to gate
2. Left hand push gate
3. Walk bridge
4. Jog into box and halt, 360° turn left, walk poles
5. Jog poles
6. Walk pole, halt over last pole
7. Side pass right off pole to finish

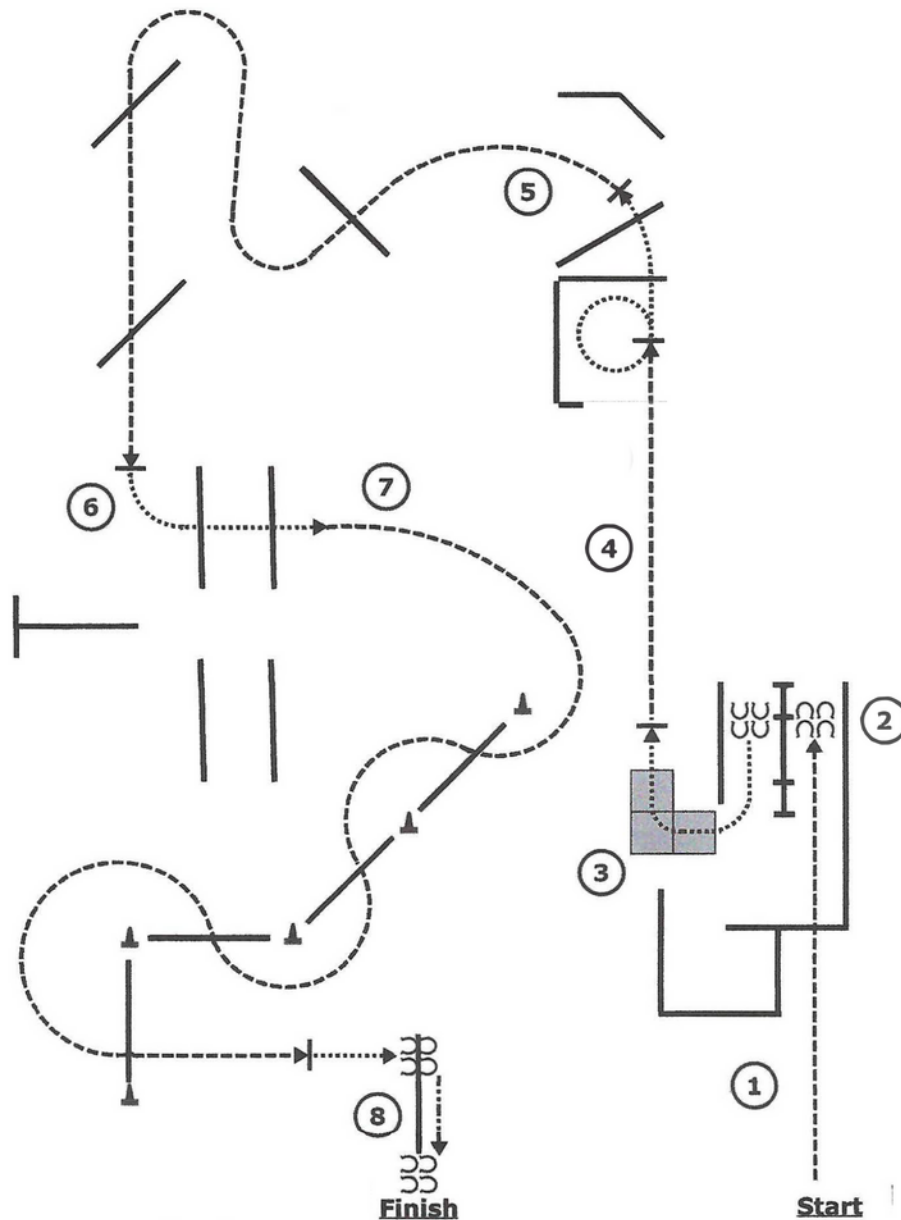


# Trail

202 - All Age Walk Jog Trail

203 - Small Fry Trail 11 & Under

206 - EWD Walk Jog Trail Independent



1. Walk over pole up to gate
2. Left hand push gate
3. Walk bridge
4. Jog into box and halt, 360° turn left, walk poles
5. Jog poles
6. Walk poles
7. Jog poles
8. Walk and halt over pole, side pass right off pole to finish

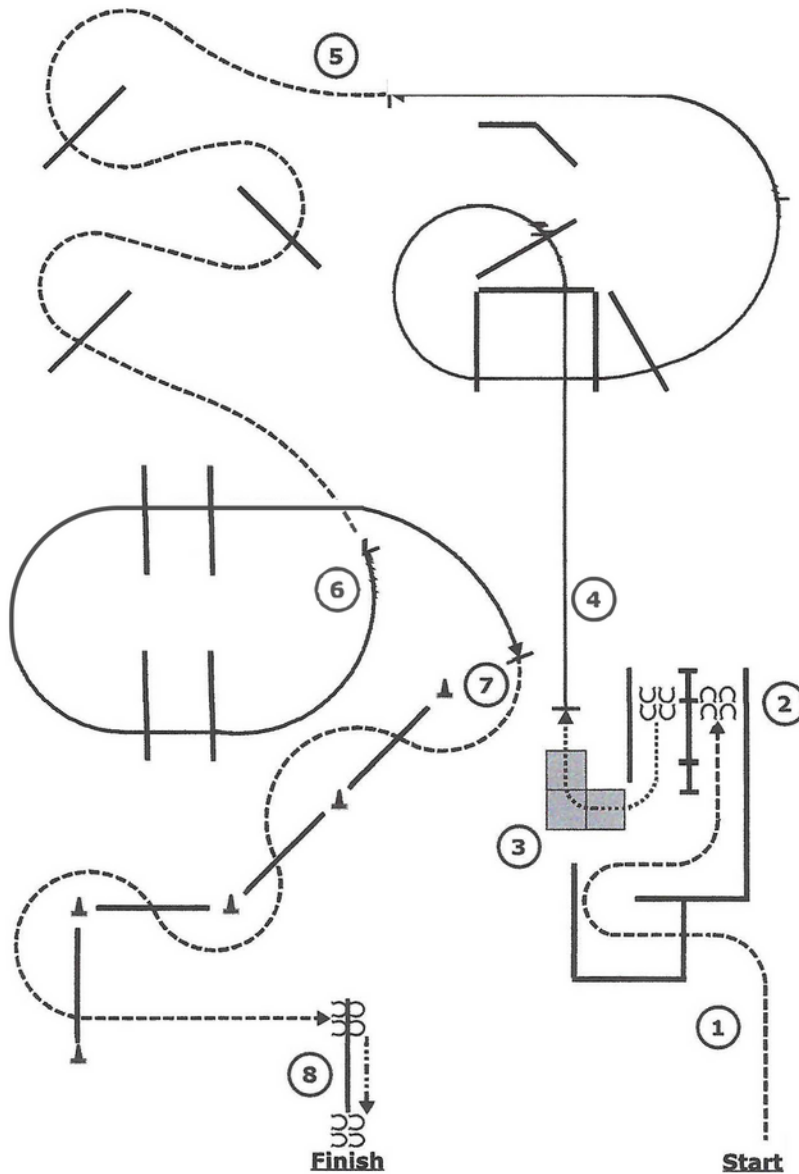




# Trail

204 - Youth Trail 13 & Under  
205 - Youth Trail 14-18  
207 - Trail 19 - 49

208 - Trail 50 & Over  
209 - Pony Trail 18 & Under



1. Jog over pole up to gate
2. Left hand push gate
3. Walk bridge
4. Left lead lope poles
5. Jog poles
6. Right lead lope pole
7. Jog poles, halt over last pole
8. Side pass right over pole to finish