

NATIONAL OPEN HORSE SHOW ASSOCIATION

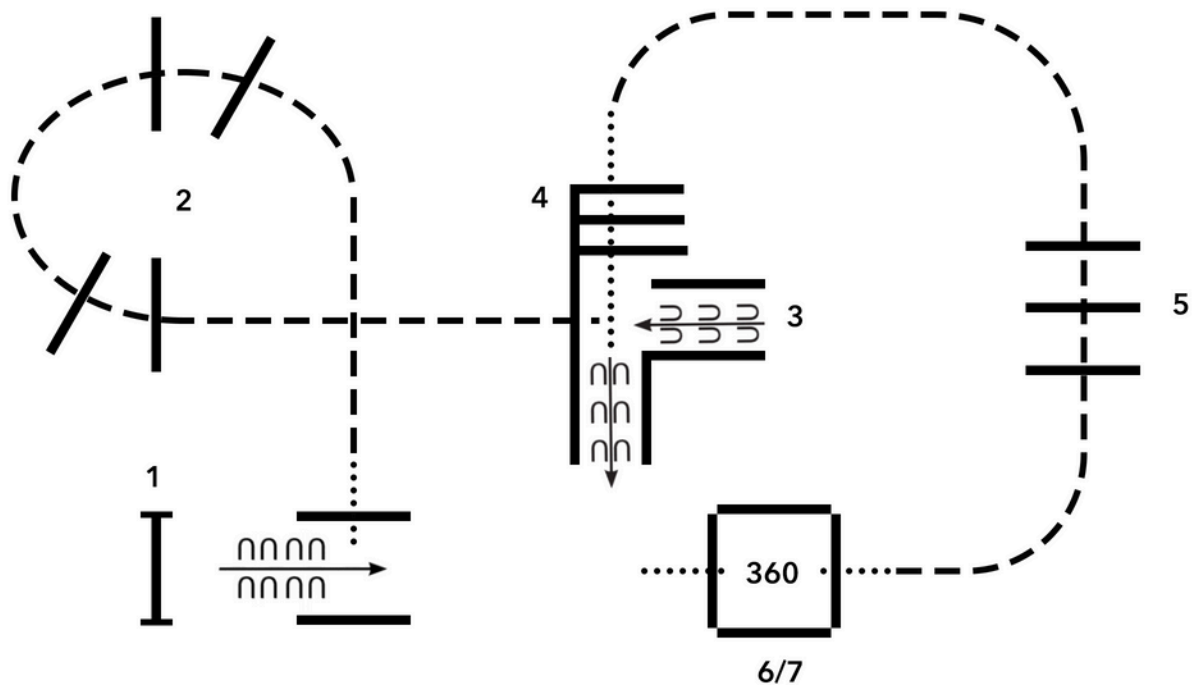
World Championship Show

PATTERNS



Trail

- 101 - Yearling & 2-Year-Old In-Hand Trail
- 102 - EWD Walk Jog Trail Independent
- 103 - Small Fry Trail 11 & Under
- 104 - Youth Walk Jog Trail 18 & Under
- 105 - Walk Jog Trail 19 & Over

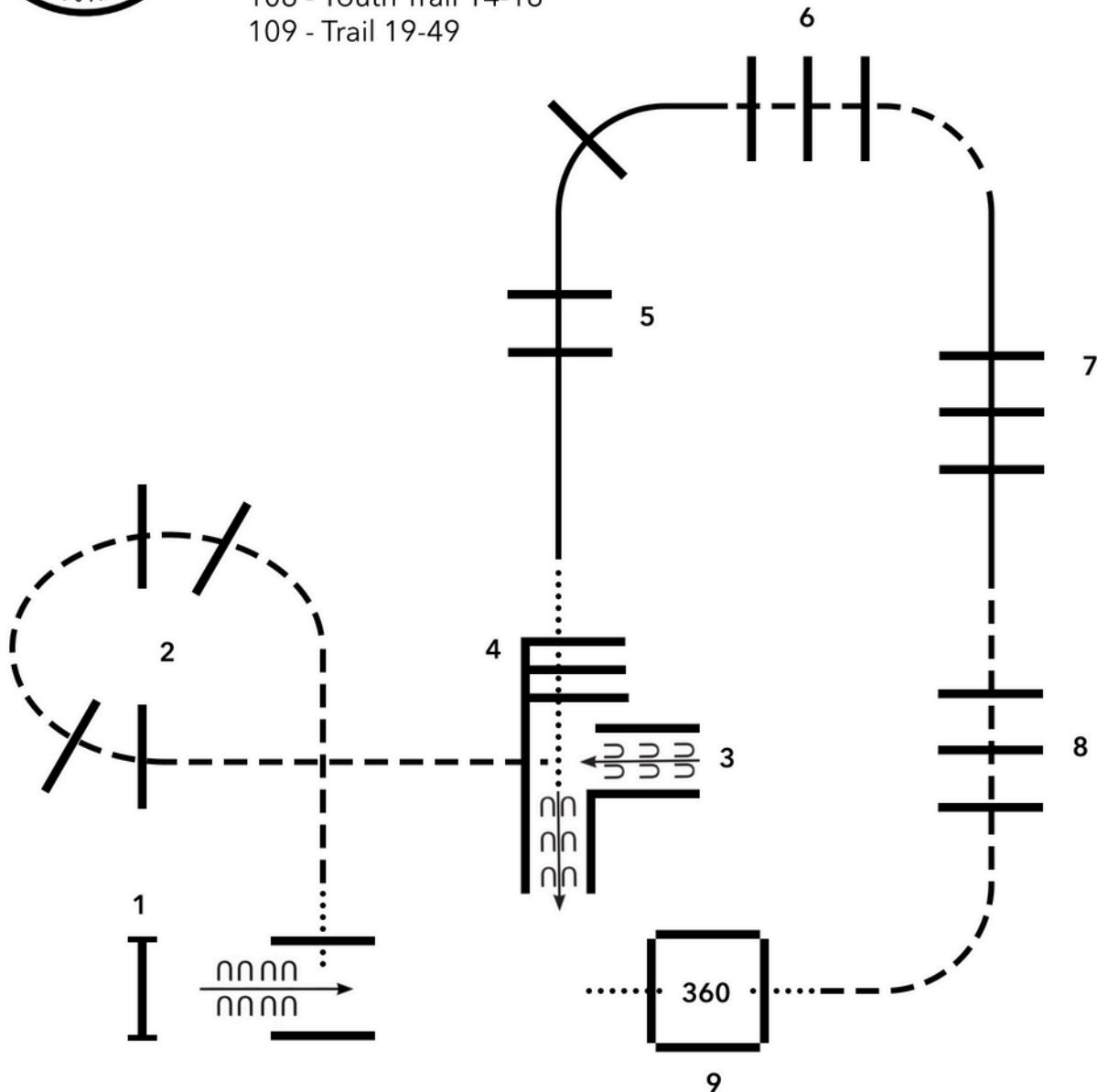


-
1. Complete left-hand gate
 2. Sidepass right, walk over pole
 3. Trot circle and poles into chute
 4. Back through chute
 5. Walk over poles
 6. Jog around corner and over poles
 7. Break to a walk, walk into box
 8. Turn 360° degrees either direction and walk out of box



Trail

- 106 - Youth Trail 13 & Under
- 107 - Trail 50 & Over
- 108 - Youth Trail 14-18
- 109 - Trail 19-49




1. Complete left-hand gate
2. Sidepass right, walk over pole
3. Trot circle and poles into chute
4. Back through chute
5. Walk over poles
6. Pick up right lead, lope over poles
7. Break to trot and jog over poles and around corner
8. Lope left lead
9. Break to trot. Jog over poles to box and walk in
10. Turn 360° degrees either direction and walk out of box



Showmanship

110 - EWD Showmanship

111 - Small Fry Showmanship 11 & Under



Be ready at A

1. Trot straight line to B
2. Trot around B toward judge
3. Break to a walk, walk to judge
4. Inspection
5. Perform a 270° turn
6. Walk halfway to exit
7. Stop and back one horse length
8. Trot to exit



Showmanship

112 - Youth Showmanship 13 & Under

113 - Showmanship 50 & Over



Be ready at A

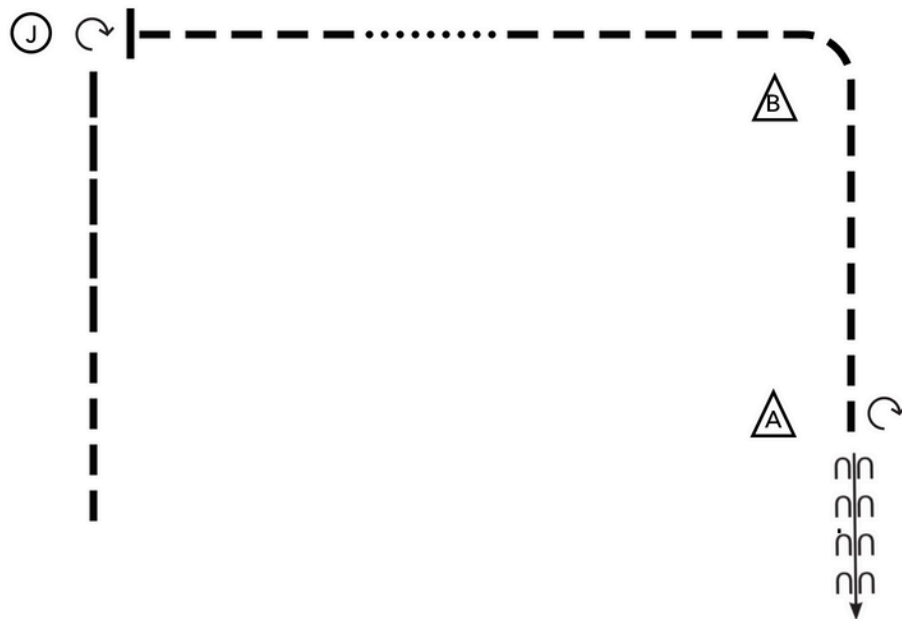
1. Perform a 360° turn
2. Trot around B to judge, stop
3. Inspection
4. Perform a 270° turn
5. Walk halfway to exit
6. Stop and back one horse length
7. Trot straight line and exit



Showmanship

114 - Youth Showmanship 14-18

115 - Showmanship 19 - 49



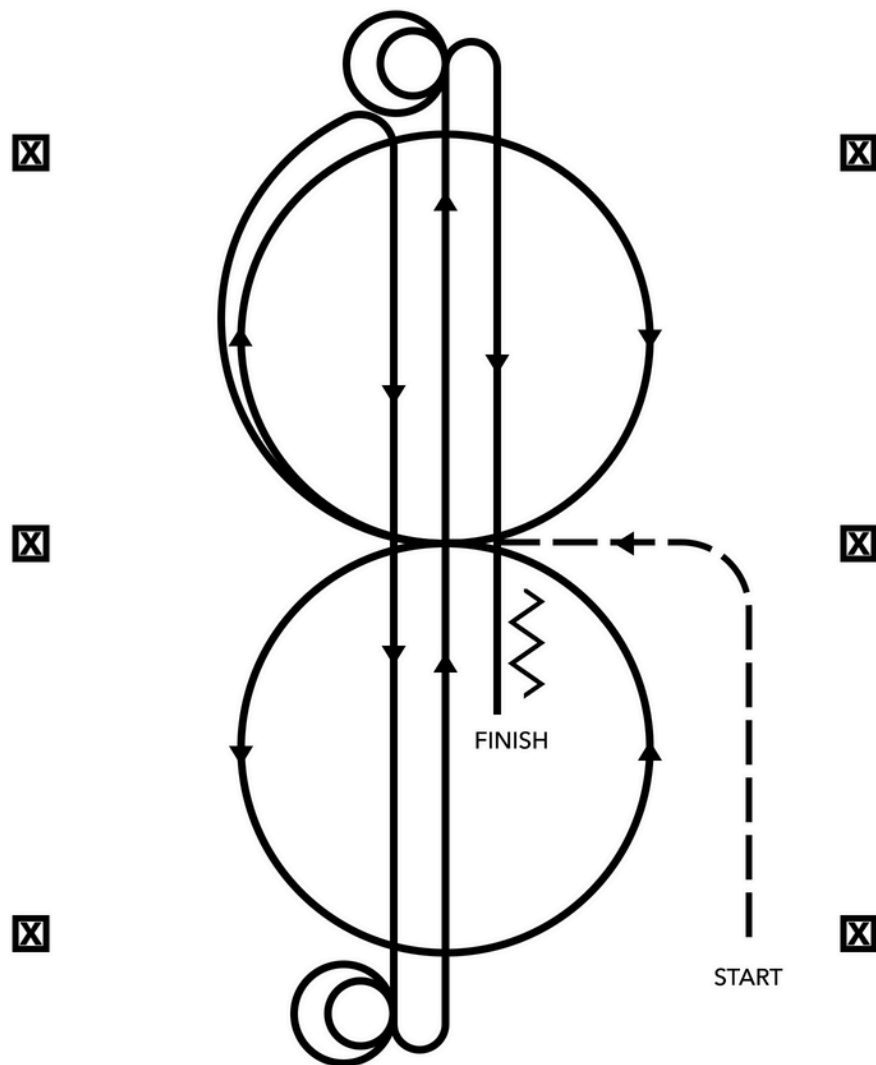
Be ready at A

1. Perform a 360° turn
2. Back one horse length
2. Trot around B
3. Break to a walk
4. Trot to judge, stop
5. Inspection
6. Perform a 270° turn
7. Extend jog halfway to exit
8. Collect jog, jog to exit



Ranch Reining

122 - Youth Ranch Reining 18 & Under
124 - Ranch Reining 19 & Over



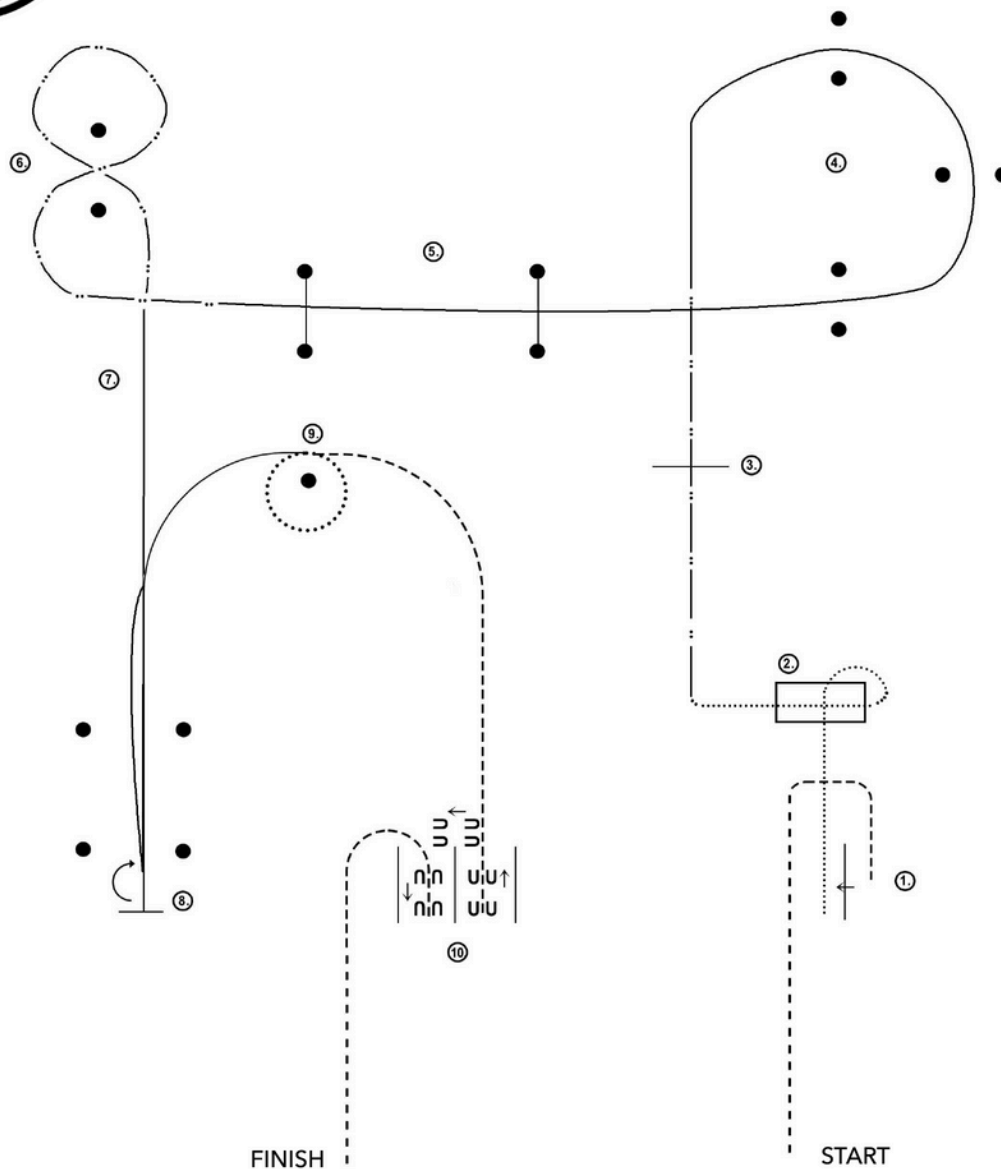
Trot to center of arena and stop or walk before departure. Start pattern facing toward judge.

1. Beginning on right lead, lope one circle to the right. Change leads at center of arena.
2. Complete one circle to the left. Change leads at center of arena.
3. Begin a circle to the right, but do not close this circle. Run down center of arena, past the end marker, and do a sliding stop.
4. Complete 3 1/2 spins to the right.
5. Run up to other end of arena, past the end marker, do a sliding stop.
6. Complete 3 1/2 spins to the left.
7. Run past the center marker and do a sliding stop. Back at least 10 feet. Hesitate to show completion of pattern.



Ranch Trail

130 - Youth Ranch Trail 18 & Under
131 - Ranch Trail 19 & Over

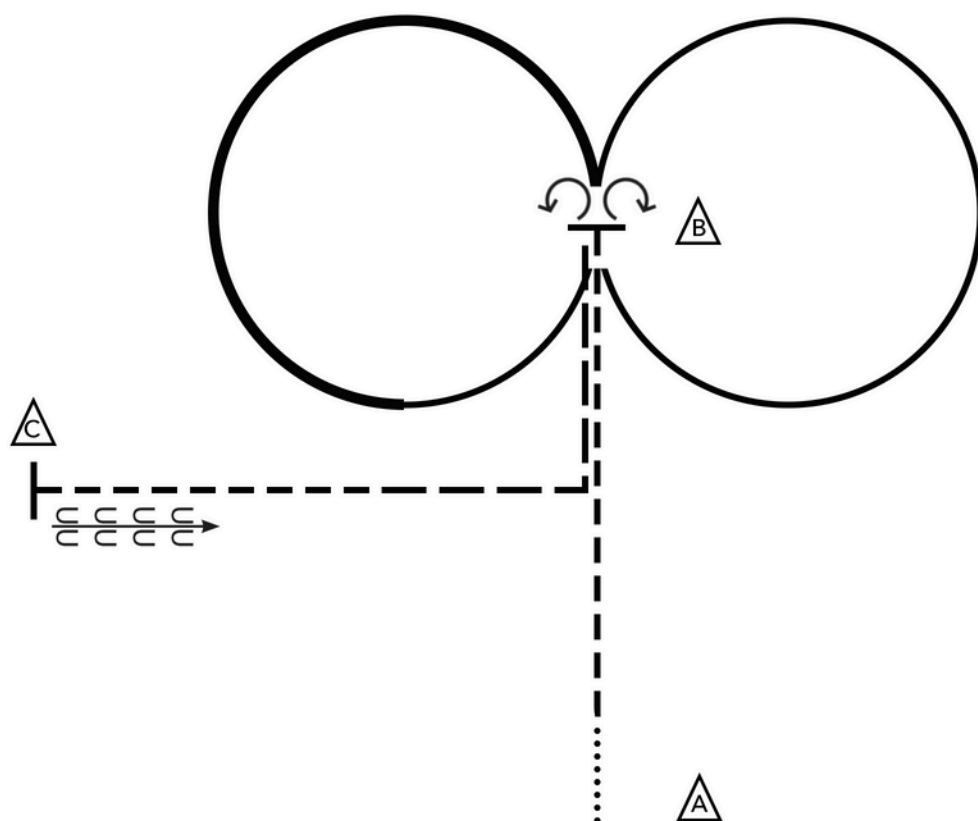


1. Trot around gate, right hand gate
2. Walk over bridge, as shown
3. Extend trot over pole
4. Lope right lead through trees
5. Lope logs
6. Break to an extended trot, trot around trees as shown
7. Lope left lead
8. Stop, rollback right into right lead
9. Drag log in a circle at a walk
10. Trot into chute, back out into other chute and trot out

CINCH[®]

MEDAL HORSEMANSHIP

2025 Prelims Pattern



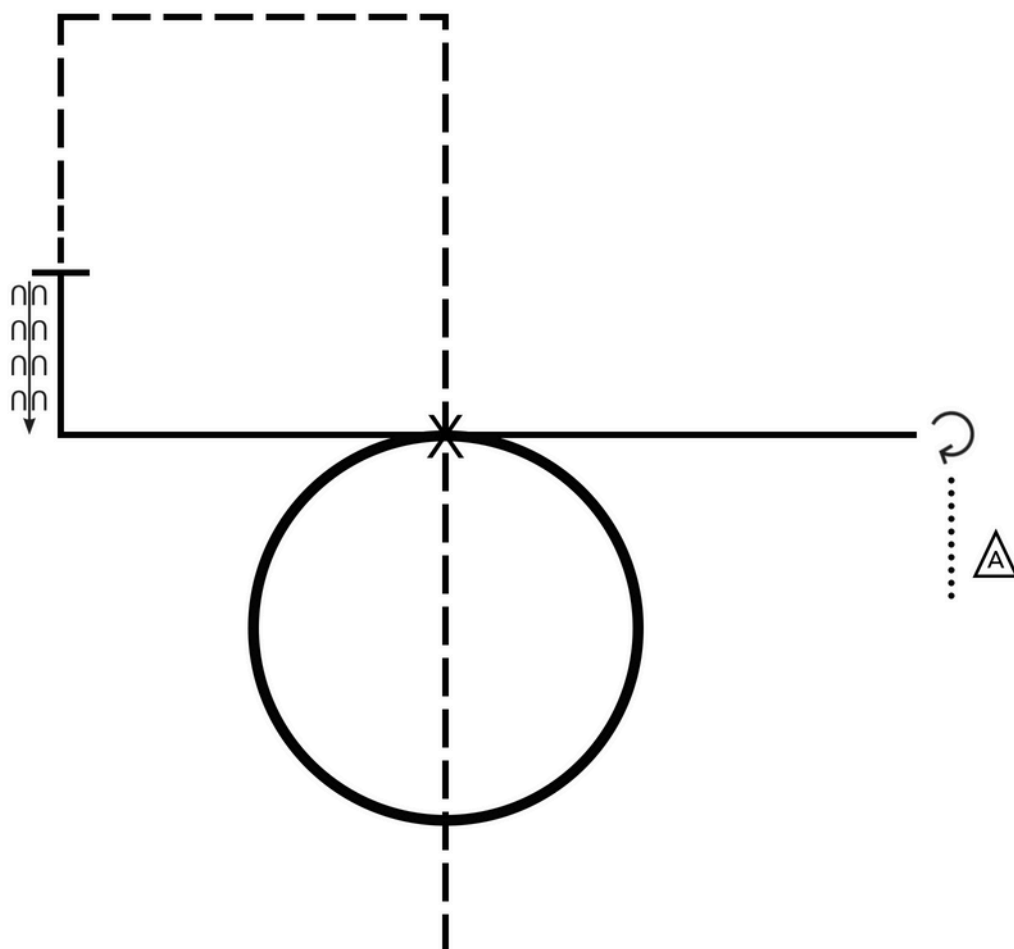
Be ready at A

1. Walk two horse lengths, then jog straight line to B
2. Stop at B and perform a 180° left turn
3. Lope a circle to the left on the left lead
4. Stop at B, and perform a 360° right turn
5. Lope a circle to the right, extending the lope throughout the circle
6. Break to an extended jog, jog square corner
7. Collect jog and jog to C
8. Stop at C and back one horse length

CINCH[®]

MEDAL HORSEMANSHIP

2025 Finals Pattern



Be ready at A

1. Walk two horse lengths, stop
2. Perform a 270° right turn
3. Lope left lead to center of the arena
4. Extend lope a circle to the left
2. Perform a simple lead change to the right lead
6. Lope square corner, stop
7. Back one horse length, jog two horse lengths
8. Extend the jog and perform two square corners, taking you down the vertical line of the arena

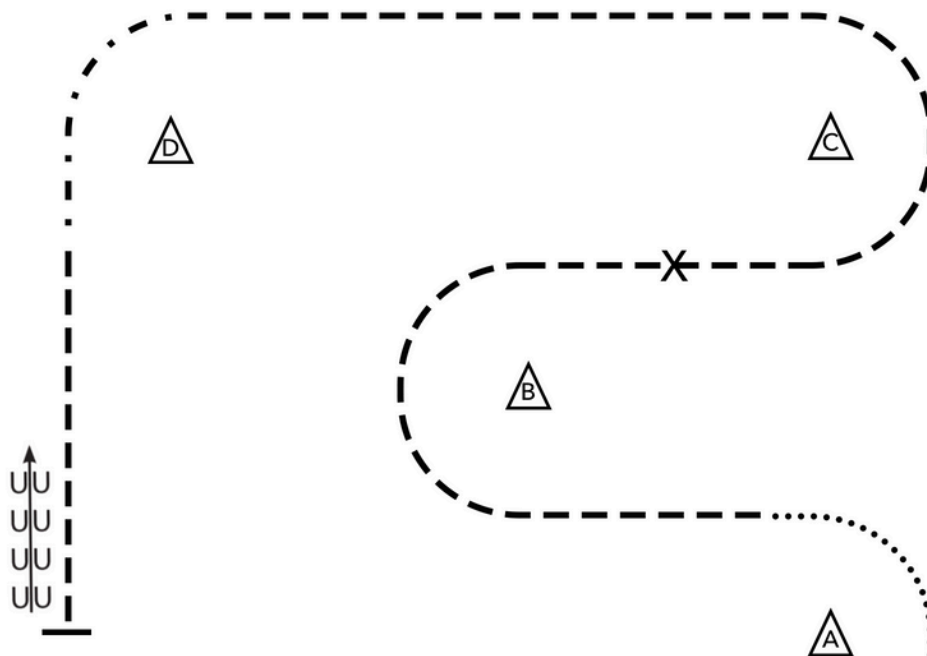


English Equitation

201 - Small Fry English Equitation 11 & Under

202 - Youth Walk Trot English Equitation 18 & Under

203 - Walk Trot English Equitation 19 & Over



Be ready at A

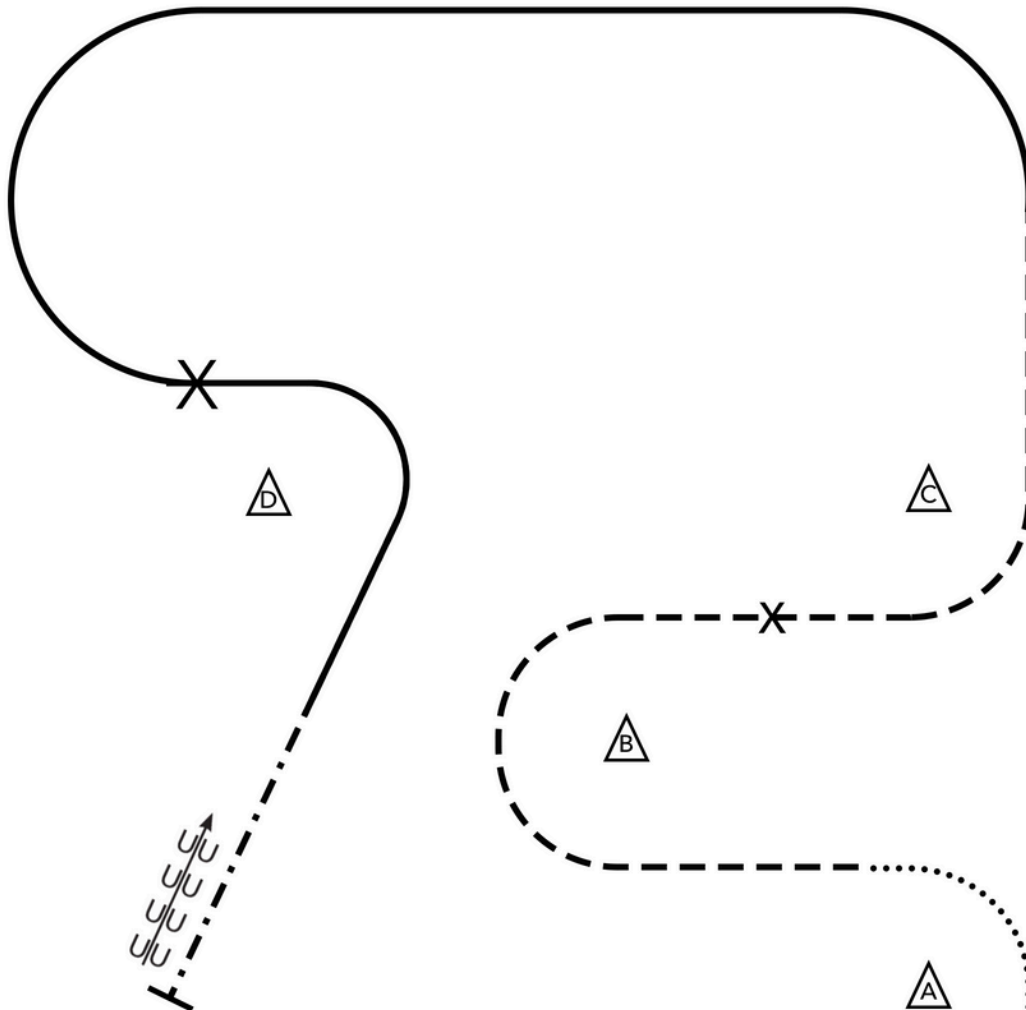
1. Walk around A
2. Trot on left diagonal around B
3. Halfway to C, change diagonals to right diagonal and trot around C to D
4. Sit trot around D
5. Trot on right diagonal until even with A
6. Stop and back



English Equitation

204 - Youth English Equitation 13 & Under

207 - English Equitation 50 & Over



Be ready at A

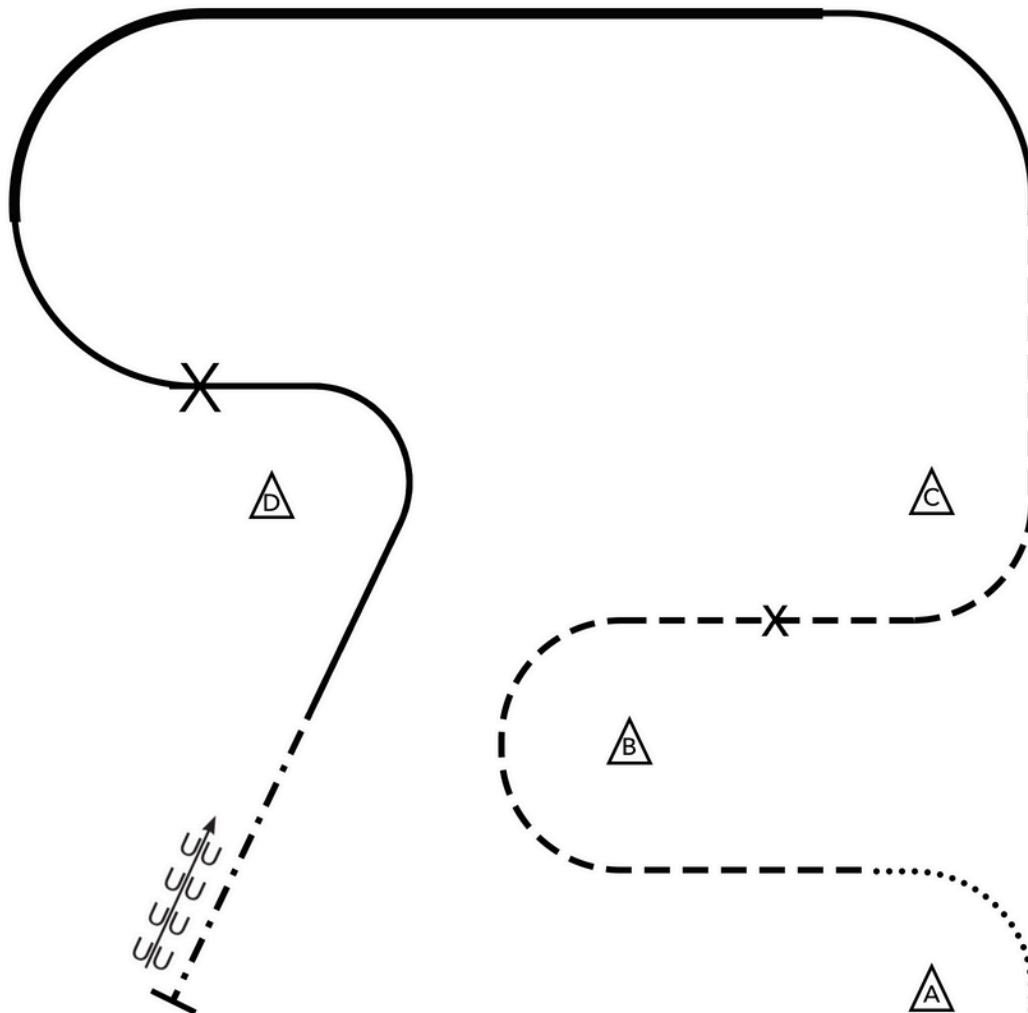
1. Walk around A
2. Trot on left diagonal around B and halfway to C, change diagonals to right diagonal and trot around C
3. Canter left lead as shown to D
4. Change leads (simple or flying) and canter around D
5. When even with B, break to sitting trot
6. Stop and back



English Equitation

205 - Youth English Equitation 14-18

206 - English Equitation 19-49



Be ready at A

1. Walk around A
2. Trot on left diagonal around B and halfway to C, change diagonals to right diagonal and trot around C
3. Canter left lead around corner, extending to a hand gallop across top of arena
4. Change leads (simple or flying) and canter around D
5. When even with B, break to a trot in two-point
6. Stop and back

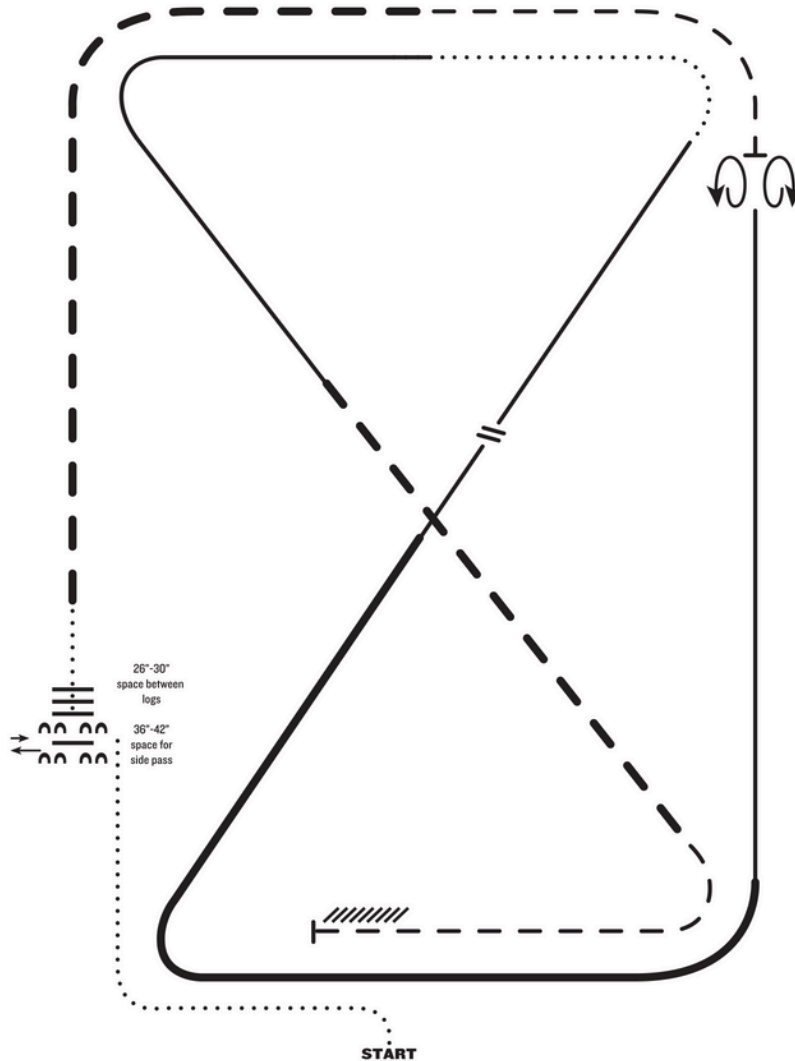


Ranch Riding

217 - Youth Ranch Riding 18 & Under

218 - Ranch Riding 19 & Over

219 - Open \$250 Ranch Riding



1. Walk
2. Side pass left across first log, side pass 1/2 way to right
3. Walk over logs
4. Extended trot
5. Trot
6. Stop, 360° turn either direction
7. Lope right lead
8. Extended lope right lead
9. Collect lope, change leads (simple or flying), continue lope left lead
10. Walk
11. Lope left lead
12. Extended trot
13. Trot
14. Stop and back

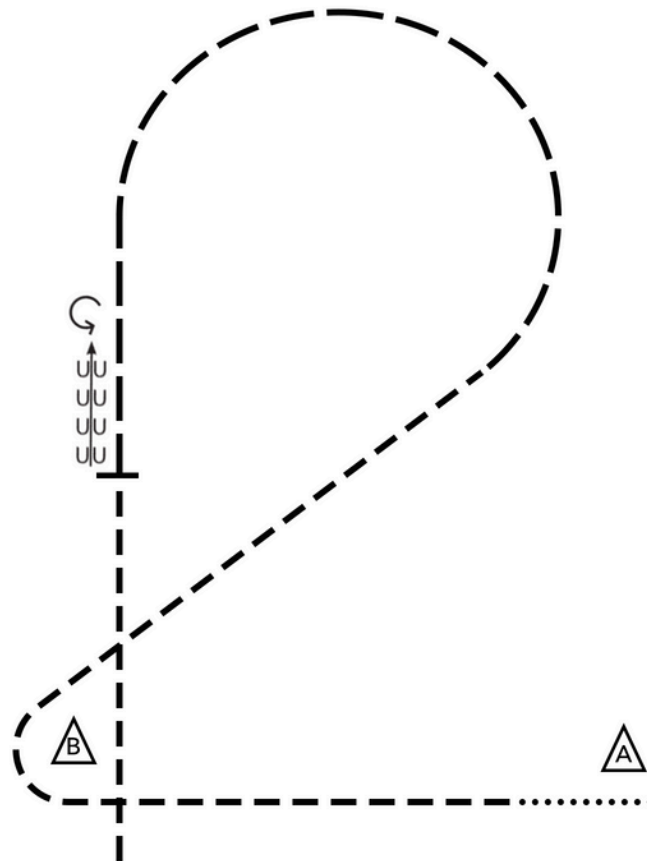


Horsemanship

303 - Small Fry Western Horsemanship 11 & Under

304 - Youth Walk Jog Western Horsemanship 18 & Under

305 - Walk Jog Western Horsemanship 19 & Over



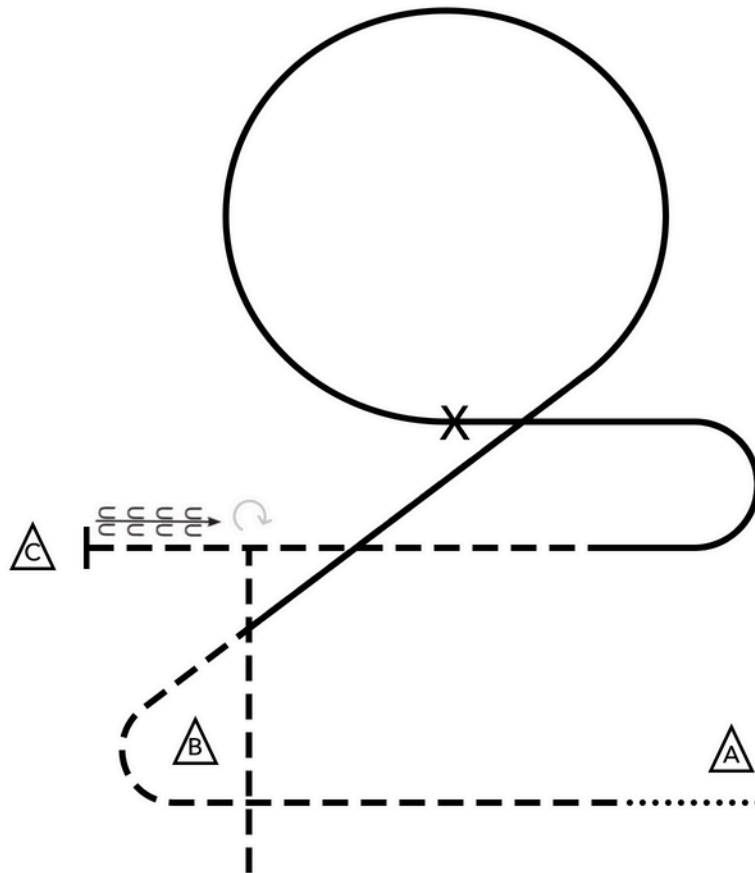
Be ready at A

1. Walk, then jog around B as shown
2. Jog up diagonal, then extend jog arc
3. Extend jog straight, stop and back halfway to B
4. Turn to the left 360°
5. Jog to B and exit at the jog



Horsemanship

306 - Youth Western Horsemanship 13 & Under
309 - Western Horsemanship 50 & Over



Be ready at A

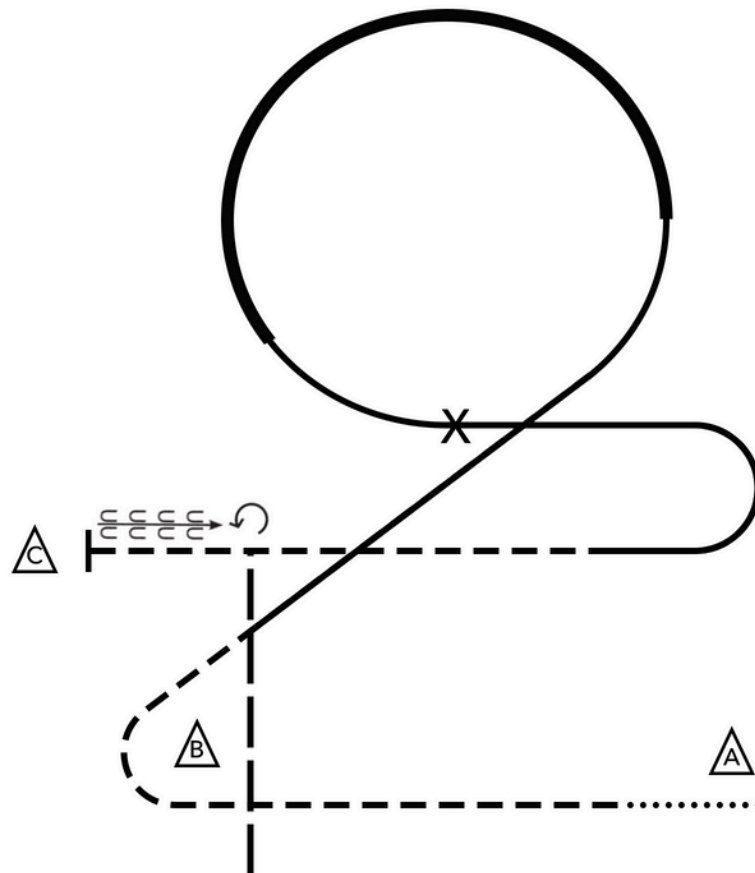
1. Walk, then jog around B as shown
2. Lope left lead circle
3. Perform simple lead change and turn around corner toward C
4. Break to jog and jog to C
5. Stop and back
6. Turn to the right 270°
7. Jog to B and exit at the jog



Horsemanship

307 - Youth Western Horsemanship 14-18

308 - Western Horsemanship 19-49



Be ready at A

1. Walk, then jog around B as shown
2. Lope left lead up diagonal, then extend lope circle
3. Collect the lope, perform simple lead change and turn around corner toward C
4. Break to jog and jog to C
5. Stop and back
6. Turn to the left 450°
7. Extend jog to B and exit